

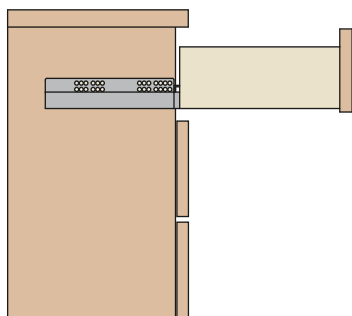


Full-extension runner fixed to the drawer by clip.

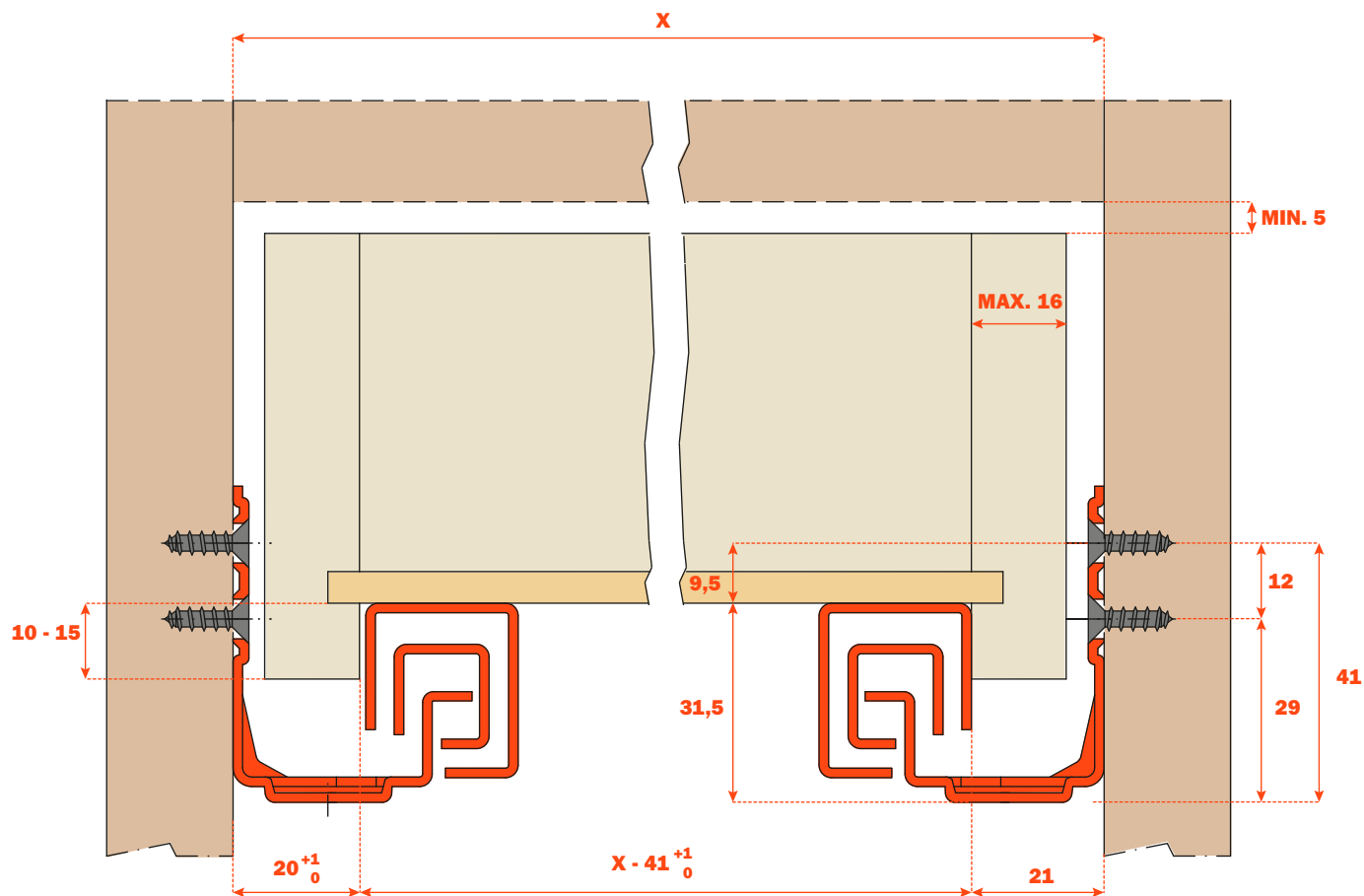
Smove: fully integrated in the runner, decelerates the closing action of the drawer.

Product features

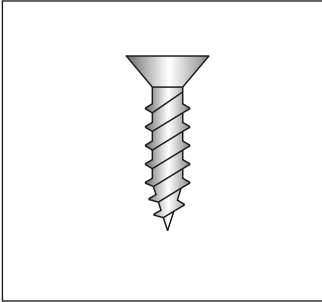
- Dynamic load capacity N 294 (Kg 30).
- Smove decelerated closing.
- Safety system that prevents the drawers from turning over.
- Drawer height adjustment +2.5 mm with clip 10 710.
- Drawer height adjustment +2.5 mm, side adjustment ± 1.5 mm, depth adjustment ± 2 mm with clip 10 750.
- The drawer is maintained parallel with the cabinet side during opening.
- Compatible with ART. 6155.
- Finish: bright zinc-plated.



Dimensions



Part number




To be screw fixed
Screw TSP \varnothing 3,5 mm

BASIC PART NUMBER	RUNNER LENGTH (LN)	=	MIN. DEPTH OF THE CABINET (PM)
1 0 655 50 250 2 0 0	250		260
1 0 655 50 270 2 0 0	270		280
1 0 655 50 300 2 0 0	300		310
1 0 655 50 350 2 0 0	350		360
1 0 655 50 400 2 0 0	400		410
1 0 655 50 450 2 0 0	450		460
1 0 655 50 470 2 0 0	470		480
1 0 655 50 500 2 0 0	500		510
1 0 655 50 550 2 0 0	550		555
1 0 655 50 600 2 0 0	600		605

Fixing the drawer onto the runners

Clip part number **1 0 710** 00 010 1 0 0

Detail of the clip with tool free integrated height adjustment.



Clip part number **1 0 750** 00 010 1 0 0

Detail of the tool free integrated 3-way adjustment clip (height, depth and side adjustment).

